



**Masport<sup>®</sup>**

LAWN AND GARDEN RANGE 2018

Proudly designed and engineered in New Zealand and sold all around the world.

USA

# THE MASPORT ADVANTAGE



Briggs and Stratton easy starting engine systems available

READY START™

BRIGGS & STRATTON  
**instart**  
INSTANT STARTING TECHNOLOGY



## 1/ MASPORT SMARTCHUTE®

Mow without the catcher, and avoid the messy grass clumps. The Masport patented Smartchute® will side discharge clippings in a 'sidethrow' action as you mow.



## CHIPPERCHUTE

Allows your mower to shred branches up to 1 3/8" in diameter and turn them into mulch. As branches are chipped they are fed back into the catcher so you can put the mulch on your compost or garden.



## IN START

No priming, no pulling, no choking...just charge it, clip it, mow! The smarter way to start, simply clip in the battery and you're ready to mow!



## WASH PORT

Hose fitting point on the housing to clean the housing while the mower engine is running, increasing the life of the deck and improving cutting efficiency.

## 2/ ADJUSTABLE DUAL BEARING WHEELS

Masport's ball bearing wheels make the mower easy to push and with a threaded axle and nut, the wheels can easily be adjusted if they become loose after significant use.



## 3/ HANDLE LIFT SYSTEM

Handle lift on some models makes for easy catcher access and storage.



## 4/ ZONE START

The conveniently positioned starter cord eliminates the need to bend all the way down to pull-start, reducing the risk of back strain.



## CUT HEIGHTS

Masport lawnmowers have a range of cut heights from approximately 1" to 4" and come with a single point one touch height adjusters.




## 5/ ERGO ADJUSTABLE CAMLOCKS

Multiple handle height adjustment to combat back strain. Easy fold down for storage.



## MULCH & CATCH

Naturally recycle the grass by recutting it and feeding it back into your lawn.



## 6/ MASPORT DUAL MOWZONE®

With the blade coverage extending beyond the wheel width on both sides, the mower can cut closer to walls, kerbs and fences, giving a cleaner finish to your lawn.



### MASPORT 2'n1

Combination of **Catch** and **Mulch** options on these mowers.

### MASPORT 3'n1

These mowers have a combination of **catch, mulch & rear OR side-discharge** options.

### MASPORT 4'n1

These mowers have a combination of **catch, mulch, rear OR side-discharge & chip** options.

\* Please note, not all mowers in our range contain all of these features.

# THE MASPORT ADVANTAGE

## HANDLE OPTIONS




### CAMLOCKS

Allows for quick & easy fold down of the handle for storage or transportation of your mower.



### NO GRIP

Ergonomic upturned handle.



### TWO PIECE

Stub handle.




### ERGO LOCKS

Allows you to set the handle to the height most suitable to you, as well as easy fold down.



### SOFT GRIP

Impact resistant soft grip for added comfort.



### ONE PIECE

Reinforced lower 'U' handle.

## BLADE SYSTEM OPTIONS




### MASPORT BAR BLADE

One piece bar blade cuts efficiently whether catching or mulching. These are fitted as standard for all USA models.



### MASPORT BAR BLADE WITH CHIPPER BLADE

The additional chipper blade allows your mower to chip branches up to 1 3/8" into garden mulch, when fed through the mower via the Chipperchute.



### MASPORT'S 21" MULCHING BLADE ACCESSORY

For superior mulching performance



### MASPORT QUADCUT® 4 BLADE DISC CUTTING SYSTEM

A specially designed four blade disc system, great for catching due to increased airflow.

## HANDLE LIFT SYSTEM

The Handle Lift System allows you to quickly and easily access the catcher (or Smartchute® system). Simply step on the foot pedal and lift the handle, it's that easy! Once the handle is returned to the operating position it will lock in firmly providing responsive handling. The Handle Lift System reduces the storage space required and facilitates maintenance and cleaning.



## ERGO CAMLOCKS

Masport's Ergo camlocks allow for an easily adjustable handle position. You can lock the handle in a position that specifically suits you for mowing - making the whole experience much more comfortable. Ergo camlocks also allow the handle to fold down for easy storage when not in use.

When combined with Masport's Handle Lift System you have the ultimate in comfort and ease of use when it comes to mowing the lawns.



# THE MASPORT ADVANTAGE

## CATCHER OPTIONS



**FABRIC CATCHER**  
for 18" cut width lawnmowers

Light weight fabric catcher on a sturdy steel frame. Well vented for excellent catching performance. Will hold 1.2 bushels on 350ST machines.



**FABRIC CATCHER**  
for 21" cut width lawnmowers

Large light weight fabric catcher on a sturdy steel frame. Well vented for excellent catching performance. Will hold 2 bushels.



**AERO CATCHER**  
for 21" cut width lawnmowers

A large and stylish combination plastic & fabric catcher which can hold 2 bushels of grass clippings. This catcher is well vented to provide superior catching performance.



**COMMERCIAL CATCHER**  
for 21" cut width lawnmowers

A larger double lined fabric catcher with cover that holds 2.3 bushels of grass clippings. This fabric catcher is well vented to maintain airflow and performance and also combines a cover which reduces dust for operator comfort.

## CONSUMER PRODUCT WARRANTY OPTIONS

Conditions apply. For full warranty conditions please refer to the Masport warranty card included with your mower.



**LIMITED PRODUCT WARRANTY\***

**4 YEAR CONSUMER  
90 DAY COMMERCIAL**

\* The Limited Product Warranty does not apply to the engine you receive with the mower.



**LIMITED ENGINE WARRANTY**

**2 YEAR CONSUMER  
90 DAY COMMERCIAL**



**850 ENGINE WARRANTY\***

**2 YEAR CONSUMER  
1 YEAR COMMERCIAL**

\*On the commercial Series 850 engine only

## SELF PROPELLED

Let the mower do the work. These models are fitted with a self drive system. All you need to do is squeeze the self propelled bail to the handle to propel the mower forward.



**SYNCHRO CLUTCH TRANSMISSION**

Progressive clutch low force required to maintain engagement.  
(Single speed gearbox pictured)



**SYNCHRO CLUTCH TRANSMISSION**

Variable speed, constant torque, smooth start.



**SEMI COMMERCIAL CONE CLUTCH TRANSMISSION**

Variable speed, smooth start, aluminium lower housing for improved wear resistance.



**CONE CLUTCH 4002 TRANSMISSION**

Heavy duty gearbox with controlled progressive cone clutch - smooth engagement, so you don't tear up the lawn.  
(Single speed gearbox pictured)



**CONE CLUTCH 4002 TRANSMISSION**

Variable speed. Heavy duty gearbox with controlled progressive cone clutch.



**DURABILITY**

Durable steel gears and pinions for long life.



**SMOOTH CORNERING**

Pinions and Pawls to act as a differential, allowing cornering without ripping or tearing up the lawn.

# SMARTCHUTE®

Mow without the catcher and avoid the messy grass clumps. The Smartchute® will side discharge clippings in a 'sidethrow' action as you mow.

## STEEL DECK MOWERS



### 350 ST 2'N1

|                      | PUSH   | MULCH SIDE DISCHARGE |
|----------------------|--|----------------------|
| <b>ENGINE</b>        | Briggs & Stratton OHV 140cc Series 550EX Ready Start™  |                      |
| <b>BUILD</b>         | <ul style="list-style-type: none"> <li>• 18" sturdy 16 gauge steel deck</li> <li>• Bar blade cutting system</li> <li>• Front 7" &amp; rear 8" adjustable dual bearing wheels</li> </ul>                          |                      |
| <b>HANDLE SYSTEM</b> | <ul style="list-style-type: none"> <li>• Comfortable upturned upper handle</li> <li>• Camlocks for quick release handle fold down</li> </ul>   |                      |
| <b>FEATURES</b>      | <ul style="list-style-type: none"> <li>• Smartchute™ - side discharge</li> <li>• Zone Start - comfortable starting position</li> <li>• Single Point Height Adjuster</li> <li>• Mulching plug included</li> </ul> |                      |



### 800 ST SP 3'N1

|                      | SELF PROPELLED FIXED SPEED   | CATCH MULCH SIDE DISCHARGE |
|----------------------|--|----------------------------|
| <b>ENGINE</b>        | Briggs & Stratton 163cc Series 675EXi ReadyStart™  |                            |
| <b>BUILD</b>         | <ul style="list-style-type: none"> <li>• 21" heavy duty 14 gauge steel deck</li> <li>• Bar blade cutting system</li> <li>• Front 8" &amp; rear 9" deep tread dual bearing wheels</li> <li>• Fabric catcher (2 bushels)</li> </ul>  |                            |
| <b>HANDLE SYSTEM</b> | <ul style="list-style-type: none"> <li>• Comfortable upturned upper handle with soft grip</li> <li>• Reinforced lower handle for added strength</li> <li>• Camlocks for quick release handle fold down</li> </ul>  |                            |
| <b>FEATURES</b>      | <ul style="list-style-type: none"> <li>• Smartchute™ - side discharge</li> <li>• Zone Start - comfortable starting position</li> <li>• Single Point Height Adjuster</li> <li>• Mulching plug included</li> <li>• Self Propelled single speed 2.6mph*</li> <li>• General Transmission synchro clutch gearbox</li> </ul> |                            |



### 800 ST 3'N1

|                      | PUSH  | CATCH MULCH SIDE DISCHARGE |
|----------------------|---|----------------------------|
| <b>ENGINE</b>        | Briggs & Stratton 163cc Series 675EXi ReadyStart™   |                            |
| <b>BUILD</b>         | <ul style="list-style-type: none"> <li>• 21" heavy duty 14 gauge steel deck</li> <li>• Bar blade cutting system</li> <li>• 8" adjustable dual bearing wheels</li> <li>• Fabric catcher (2 bushels)</li> </ul>     |                            |
| <b>HANDLE SYSTEM</b> | <ul style="list-style-type: none"> <li>• Comfortable upturned upper handle with soft grip</li> <li>• Reinforced lower handle for added strength</li> <li>• Camlocks for quick release handle fold down</li> </ul> |                            |
| <b>FEATURES</b>      | <ul style="list-style-type: none"> <li>• Smartchute™ - side discharge</li> <li>• Zone Start - comfortable starting position</li> <li>• Single Point Height Adjuster</li> <li>• Mulching plug included</li> </ul>  |                            |



### 800 ST SPV 3'N1

|                      | SELF PROPELLED VARIABLE SPEED   | CATCH MULCH SIDE DISCHARGE |
|----------------------|---|----------------------------|
| <b>ENGINE</b>        | Briggs & Stratton 163cc Series 675EXi ReadyStart™   |                            |
| <b>BUILD</b>         | <ul style="list-style-type: none"> <li>• 21" heavy duty 14 gauge steel deck</li> <li>• Bar blade cutting system</li> <li>• Front 8" &amp; rear 9" deep tread dual bearing wheels</li> <li>• Fabric catcher (2 bushels)</li> </ul>   |                            |
| <b>HANDLE SYSTEM</b> | <ul style="list-style-type: none"> <li>• Comfortable upturned upper handle with soft grip</li> <li>• Reinforced lower handle for added strength</li> <li>• Ergo Camlocks for adjustable handle height</li> <li>• Handle Lift System for easy catcher access &amp; storage</li> </ul>  |                            |
| <b>FEATURES</b>      | <ul style="list-style-type: none"> <li>• Smartchute™ - side discharge</li> <li>• Zone Start - comfortable starting position</li> <li>• Single Point Height Adjuster</li> <li>• Mulching plug included</li> <li>• Self Propelled Variable speed 2.21-4.24mph</li> <li>• Semi commercial MC600 cone clutch gearbox</li> </ul> |                            |

\*Drive speeds are an approximate measurement.

## CHIPPERCHUTE

The Masport Chipperchute is an innovative development in lawn mowing that means your mower can do more than cut grass. The Chipperchute actually chips branches up to 1 3/8" in diameter using the additional chipper blade and turns them into useful mulch. As branches are chipped the chips are fed into the catcher so you can put the mulch into your compost or garden.



## ALUMINIUM DECK MOWERS



Handle Lift System fitted

478944

### 800 AL SPV 3'N1

|                      | SELF PROPELLED VARIABLE SPEED   | CATCH MULCH SIDE DISCHARGE |
|----------------------|---|----------------------------|
| <b>ENGINE</b>        | Briggs & Stratton 163cc Series 675EXi ReadyStart™   |                            |
| <b>BUILD</b>         | <ul style="list-style-type: none"> <li>• 21" heavy duty aluminum deck</li> <li>• Bar blade cutting system</li> <li>• Front 8" &amp; rear 9" deep tread dual bearing wheels</li> <li>• Fabric catcher (2 bushels)</li> </ul>   |                            |
| <b>HANDLE SYSTEM</b> | <ul style="list-style-type: none"> <li>• Comfortable upturned upper handle with soft grip</li> <li>• Reinforced lower handle for added strength</li> <li>• Ergo Camlocks for adjustable handle height</li> <li>• Handle Lift System for easy catcher access &amp; storage</li> </ul>  |                            |
| <b>FEATURES</b>      | <ul style="list-style-type: none"> <li>• Smartchute™ - side discharge</li> <li>• Zone Start - comfortable starting position</li> <li>• Single Point Height Adjuster</li> <li>• Mulching plug included</li> <li>• Self Propelled Variable speed 2.21 to 4.24mph*</li> <li>• Semi commercial MC600 cone clutch gearbox</li> <li>• Washport</li> </ul> |                            |



Handle Lift System fitted Chipperchute

478945

### 800 AL SPV 4'N1 GENIUS

|                      | SELF PROPELLED VARIABLE SPEED   | CATCH MULCH CHIP SIDE DISCHARGE |
|----------------------|---|---------------------------------|
| <b>ENGINE</b>        | Briggs & Stratton 163cc Series 675EXi ReadyStart™   |                                 |
| <b>BUILD</b>         | <ul style="list-style-type: none"> <li>• 21" heavy duty aluminum deck</li> <li>• Bar blade cutting system</li> <li>• Front 8" &amp; rear 9" deep tread dual bearing wheels</li> <li>• Fabric catcher (2 bushels)</li> </ul>   |                                 |
| <b>HANDLE SYSTEM</b> | <ul style="list-style-type: none"> <li>• Comfortable upturned upper handle with soft grip</li> <li>• Reinforced lower handle for added strength</li> <li>• Ergo camlocks for adjustable handle height</li> <li>• Handle Lift System for easy catcher access &amp; storage</li> </ul>  |                                 |
| <b>FEATURES</b>      | <ul style="list-style-type: none"> <li>• Smartchute™ - side discharge</li> <li>• Zone Start - comfortable starting position</li> <li>• Single Point Height Adjuster</li> <li>• Mulching plug included</li> <li>• Self Propelled Variable speed 2-4mph*</li> <li>• Semi commercial MC600 cone clutch gearbox</li> <li>• Washport</li> <li>• Chipperchute - additional blade for shredding</li> </ul> |                                 |

\*Drive speeds are an approximate measurement.



Handle Lift System fitted

478955

### 800 AL SPV 3'N1

|                      | SELF PROPELLED VARIABLE SPEED  | CATCH MULCH SIDE DISCHARGE |
|----------------------|--|----------------------------|
| <b>ENGINE</b>        | Briggs & Stratton 190cc Series 850 IC Ready Start™   |                            |
| <b>BUILD</b>         | <ul style="list-style-type: none"> <li>• 21" heavy duty aluminum deck</li> <li>• Bar blade cutting system</li> <li>• Front 8" &amp; rear 9" deep tread dual bearing wheels</li> <li>• Fabric catcher (2 bushels)</li> </ul>  |                            |
| <b>HANDLE SYSTEM</b> | <ul style="list-style-type: none"> <li>• Comfortable upturned upper handle with soft grip</li> <li>• Reinforced lower handle for added strength</li> <li>• Ergo camlocks for adjustable handle height</li> <li>• Handle Lift System for easy catcher access &amp; storage</li> </ul>   |                            |
| <b>FEATURES</b>      | <ul style="list-style-type: none"> <li>• Smartchute™ - side discharge</li> <li>• Zone Start - comfortable starting position</li> <li>• Single Point Height Adjuster</li> <li>• Mulching plug included</li> <li>• Self Propelled Variable speed 2-4mph*</li> <li>• General Transmission 4002 cone clutch gearbox</li> <li>• Washport</li> <li>• Throttle control</li> <li>• Deep tread rear tyres for added traction</li> </ul> |                            |

## MASPORT MOWZONE®

With the blade coverage extending beyond the wheel width on one or both sides (depending on the model), the mower can cut closer to walls, kerbs and fences, giving a cleaner finish to your lawn.





## SPECIALTY MOWERS



467885

### ROTAROLA SP AL

For 'striped' lawn finish

|                      | SELF PROPELLED<br>FIXED SPEED   | CATCH<br>STRIPE / ROLL |
|----------------------|---|------------------------|
| <b>ENGINE</b>        | Briggs & Stratton 190cc Series 850 Ready Start™   |                        |
| <b>BUILD</b>         | <ul style="list-style-type: none"> <li>• 21" heavy duty aluminum deck</li> <li>• Bar blade cutting system</li> <li>• 5" rear roller with 8" adjustable dual bearing wheels (front)</li> <li>• Aero catcher (2 bushels)</li> </ul>                                   |                        |
| <b>HANDLE SYSTEM</b> | <ul style="list-style-type: none"> <li>• Comfortable upturned upper handle with soft grip</li> <li>• Reinforced lower handle for added strength</li> <li>• Camlocks for quick release handle fold down</li> </ul>   |                        |
| <b>FEATURES</b>      | <ul style="list-style-type: none"> <li>• Zone Start - comfortable starting position</li> <li>• Self Propelled (ground speed 3.2mph)</li> <li>• General Transmission cone clutch 4002 gearbox</li> <li>• Heavy rear roller to produce striped lawn finish</li> </ul> |                        |



472841

### UTILITY

|                      | PUSH   | SIDE DISCHARGE |
|----------------------|--|----------------|
| <b>ENGINE</b>        | Briggs & Stratton 163cc Series 675EXi ReadyStart™  |                |
| <b>BUILD</b>         | <ul style="list-style-type: none"> <li>• 21" extra heavy duty 12 gauge steel deck</li> <li>• Bar blade cutting system</li> <li>• 8" adjustable dual bearing wheels</li> </ul>                                |                |
| <b>HANDLE SYSTEM</b> | <ul style="list-style-type: none"> <li>• Comfortable upturned upper handle with soft grip</li> <li>• Fixed lower handle for added strength</li> <li>• Camlocks for quick release handle fold down</li> </ul> |                |
| <b>FEATURES</b>      | <ul style="list-style-type: none"> <li>• Dedicated side discharge</li> <li>• Zone Start - comfortable starting position</li> </ul>   |                |



472842

### UTILITY

|                      | PUSH  | SIDE DISCHARGE |
|----------------------|---|----------------|
| <b>ENGINE</b>        | Briggs & Stratton 125cc Series 450E   |                |
| <b>BUILD</b>         | <ul style="list-style-type: none"> <li>• 18" sturdy 16 gauge steel deck</li> <li>• Bar blade cutting system</li> <li>• 7" adjustable dual bearing wheels</li> </ul>                           |                |
| <b>HANDLE SYSTEM</b> | <ul style="list-style-type: none"> <li>• Comfortable upturned upper handle</li> <li>• Fixed lower handle for added strength</li> <li>• Camlocks for quick release handle fold down</li> </ul> |                |
| <b>FEATURES</b>      | <ul style="list-style-type: none"> <li>• Dedicated side discharge</li> <li>• Zone Start - comfortable starting position</li> </ul>  |                |



472840

### UTILITY

|                      | PUSH   | SIDE DISCHARGE |
|----------------------|--|----------------|
| <b>ENGINE</b>        | Briggs & Stratton 190cc Series 850 Ready Start™  |                |
| <b>BUILD</b>         | <ul style="list-style-type: none"> <li>• 21" extra heavy duty 12 gauge steel deck</li> <li>• Bar blade cutting system</li> <li>• 8" adjustable dual bearing wheels</li> </ul>                                |                |
| <b>HANDLE SYSTEM</b> | <ul style="list-style-type: none"> <li>• Comfortable upturned upper handle with soft grip</li> <li>• Fixed lower handle for added strength</li> <li>• Camlocks for quick release handle fold down</li> </ul> |                |
| <b>FEATURES</b>      | <ul style="list-style-type: none"> <li>• Dedicated side discharge</li> <li>• Zone Start - comfortable starting position</li> </ul>   |                |

# LITHIUM - ION POWERED LAWN MOWERS



## M-TECH™ POWER MANAGEMENT

Masport has made durable and high performance lawnmowers for over 80 years and know how to make a lawnmower that can be trusted and relied on to last.

Masport M-TECH™ is a new power management system that provides the latest lithium-ion battery technology to power a brushless induction electric motor that will match the performance of many domestic petrol engines. There is no compromise on quality or performance as the same handle, disc system, wheels, catcher and cutting deck are used as those equipped to our petrol powered models.



## BRIGGS & STRATTON NEXCEL™ SERIES LITHIUM-ION POWERHEAD

### 82V Max\* Lithium-Ion Battery and Rapid Charging Station

Superior battery performance - powerful, long lasting 82V\* lithium-ion technology and performance

All of the lithium-ion benefits - portable battery dock, easy, convenient, quick recharge, and long battery life

Battery - 4 Amp Hours

Four indicator lights display the level of charge

Charging station included

### Nexcel™ Series Powerhead

Load sense technology - senses grass thickness and optimizes power for best quality of cut

Universal mounting - easily mounted to an existing lawn mower deck

Low noise and no emission

Push button starting - easy for anyone to use



## 400 ST S18 2'N1 ELI 58V 0.75KW

478797



|               | PUSH   | CUT, CATCH, MULCH, REAR DISCHARGE |
|---------------|--|-----------------------------------|
| ENGINE        | Powered by Masport 58V, 4.3Ah *internal battery<br>*Upgradeable to two batteries providing double the cutting time   |                                   |
| BUILD         | <ul style="list-style-type: none"> <li>18" heavy duty steel chassis</li> <li>Masport 2 Blade Disc System</li> <li>Front 7" and Rear 8" adjustable dual bearing wheels</li> </ul>                 |                                   |
| HANDLE SYSTEM | <ul style="list-style-type: none"> <li>Comfortable upturned upper handle</li> <li>Two piece lower handle for easy catcher access</li> <li>Camlocks for quick release handle fold down</li> </ul> |                                   |
| FEATURES      | <ul style="list-style-type: none"> <li>Cut, Catch, Mulch, Side Discharge</li> <li>Cordless</li> </ul>  |                                   |



## 800 ST PUSH 3'N1

478796



|               | PUSH  | CUT, CATCH, MULCH, REAR DISCHARGE |
|---------------|---|-----------------------------------|
| ENGINE        | Powered by Briggs & Stratton 82V, 4Ah removable battery   |                                   |
| BUILD         | <ul style="list-style-type: none"> <li>21" heavy duty steel chassis</li> <li>Masport Bar Blade - One piece bar blade for efficient cutting and catching</li> <li>MSV® Mag Front 8" and Rear 8"</li> </ul>   |                                   |
| HANDLE SYSTEM | <ul style="list-style-type: none"> <li>Comfortable upturned upper handle with soft grip</li> <li>Reinforced lower handle for added strength</li> <li>Camlocks for quick release handle fold down</li> </ul> |                                   |
| FEATURES      | <ul style="list-style-type: none"> <li>Cut, Catch, Mulch, Side Discharge</li> <li>Cordless</li> </ul>   |                                   |





**REEL MOWERS RANGE**  
 This range of mowers feature a centrifugal clutch allowing independent control of the cutting reel and a clutch operated powerful self drive rear roller. Add to this the ability to achieve very low cutting heights for manicured lawns with 'Wimbledon Stripe' effect from the rear roller and the result is nothing short of an absolutely professional finish.

**REEL LAWNMOWERS**

**REEL MOWER FEATURES**



**DURABILITY**  
 Durable chain & steel sprockets



**MSV® SOFT GRIP**  
 Ergo designed handle  
 Rear lever - roller drive  
 Front lever - operator presence control



**STEEL ROLLER**  
 Steel differential split rear roller



**6 BLADE CYLINDER**  
 Standard bottom blade



**UPTURNED HANDLE**  
 Optional upturned handle also available on selected models



**RUBBER ROLLER**  
 Rubber differential split rear roller



**6 BLADE CYLINDER**  
 Split front steel roller



Masport quality steel chassis combined with renowned Briggs & Stratton or Honda engines

**Weights:**  
 500: 73kg / 161 lbs  
 660: 79kg / 174 lbs

|                         |  |
|-------------------------|--|
|                         | <b>500</b>   |
| <b>ENGINE</b>           | Briggs & Stratton 3.5HP IC 127cc or Briggs & Stratton Intek 6HP IC 205cc |
| <b>CUT WIDTH</b>        | 20"  |
| <b>CATCHER CAPACITY</b> | Plastic / 70 litres  |
| <b>CUTTING REEL</b>     | 6 blade steel cutting reel with 1/4" - 1 3/16" cutting heights           |

|                         |  |
|-------------------------|--|
|                         | <b>660 H</b>   |
| <b>ENGINE</b>           | Honda GX 160   |
| <b>CUT WIDTH</b>        | 26"  |
| <b>CATCHER CAPACITY</b> | Steel / 85 litres  |
| <b>CUTTING REEL</b>     | 6 blade steel cutting reel with 1/4" - 1 3/16" cutting heights |



**98**  
 Cuts / yard



|                         |  |
|-------------------------|--|
|                         | <b>GOLF*</b>   |
| <b>ENGINE</b>           | Briggs & Stratton Intek 6HP IC 205cc                             |
| <b>CUT WIDTH</b>        | 20"  |
| <b>CATCHER CAPACITY</b> | Plastic / 70 litres  |
| <b>CUTTING REEL</b>     | 10 blade steel cutting reel with 5/32" - 1 3/16" cutting heights |

**172**  
 Cuts / yard

\*Available on special order

# CONTRACTOR

These professional mowers are designed for a heavy duty workload or commercial use. With each feature we aim to make the mowing experience more satisfying for the user as well as building a robust machine that will last.

## PROFESSIONAL MOWERS - CONTRACTOR SERIES



**1 HANDLE SYSTEM**  
The heavy duty handle system maintains a very strong connection to the deck of the mower as well as allowing an adjustable handle position.

**5 OTHER ROBUST COMPONENTS**  
• Heavy duty knobs  
• Heavier control cables

**2 11 HEIGHT ADJUSTMENTS**  
A robust height lever controls the cutting height of the mower. The lever fits precisely and easily into any of the 11 height adjustments on the steel quadrant mounted to the chassis.

**3 ENGINE OPTIONS**  
Briggs & Stratton OHV Series 850EX 190cc ReadyStart™ IC engine or Honda GXV160 160cc engine

**4 PROFESSIONAL WHEELS**  
Aluminium diecast wheels with a heavy duty rubber tyre.



**6 GEARBOX**  
Change speeds on the go with the GT MG512 commercial cone clutch, three speed gearbox.  
1st - 3.74km/h - 2.3 mph  
2nd - 5.11km/h - 3.2 mph  
3rd - 6.63km/h - 4.1 mph

**7 ROBUST AXLE SYSTEM**  
Masport has designed a robust axle system made to withstand heavy usage.

**8 CATCHER DESIGN**  
Double lined fabric catcher with cover holds 2.3 bushels. The fabric aids in airflow, maintaining catcher performance and, combined with the cover design, reduces dust updraft for the operator.

**10 WARRANTY DOMESTIC**  
• 5 Years mower parts and gearbox  
• Engine as per manufacturer's warranty

**WARRANTY COMMERCIAL**  
• 1 Year mower and gearbox  
• Plus parts only for further 180 days  
• Engine as per manufacturer's warranty

**12 CUT HEIGHTS**  
**Low cut version**  
13-63mm - 1/2"-21/2"  
**High cut version**  
28-115mm - 11/8"-41/2"

**11 REAR DISCHARGE CHUTE**  
With the rear discharge chute the mower can be used effectively without a catcher or mulching plug. It is designed to work with Masport's unique 'high-arch' housing and blade systems which generate great airflow. The grass is spread across the full width of the chute and directed downward.

## PROFESSIONAL MOWERS - CONTRACTOR SERIES



### CONTRACTOR SPV 3'N1 B&S

464961

|                      | SELF PROPELLED  | CUT, CATCH, MULCH, REAR DISCHARGE |
|----------------------|---|-----------------------------------|
| <b>ENGINE</b>        | Powered by Briggs & Stratton 190cc OHV Series 850 Commercial IC ReadyStart™ engine  |                                   |
| <b>BUILD</b>         | <ul style="list-style-type: none"> <li>• 21" deep draw 14 gauge heavy duty steel chassis</li> <li>• Masport Bar Blade - One piece bar blade for efficient cutting and catching</li> <li>• Cast Aluminium Front 8" and Rear 9¼"</li> </ul>   |                                   |
| <b>HANDLE SYSTEM</b> | <ul style="list-style-type: none"> <li>• Comfortable and sturdy upturned upper handle with soft grip, large diameter and heavier gauge</li> <li>• Robust lower handle with additional bracing for extra durability</li> <li>• 3 position handle locking system for different height settings</li> </ul> |                                   |
| <b>FEATURES</b>      | <ul style="list-style-type: none"> <li>• Zone Start - comfortable starting position</li> </ul>  |                                   |



### CONTRACTOR 3'N1

464952

|                      | PUSH  | CUT, CATCH, MULCH, REAR DISCHARGE |
|----------------------|---|-----------------------------------|
| <b>ENGINE</b>        | Powered by Briggs & Stratton 190cc OHV Series 850 Commercial IC ReadyStart™ engine  |                                   |
| <b>BUILD</b>         | <ul style="list-style-type: none"> <li>• 21" deep draw 14 gauge heavy duty steel chassis</li> <li>• Masport Bar Blade - One piece bar blade for efficient cutting and catching</li> <li>• Cast Aluminium Front 8" and Rear 9¼"</li> </ul>   |                                   |
| <b>HANDLE SYSTEM</b> | <ul style="list-style-type: none"> <li>• Comfortable and sturdy upturned upper handle with soft grip, large diameter and heavier gauge</li> <li>• Robust lower handle with additional bracing for extra durability</li> <li>• 3 position handle locking system for different height settings</li> </ul> |                                   |
| <b>FEATURES</b>      | <ul style="list-style-type: none"> <li>• Zone Start - comfortable starting position</li> </ul>  |                                   |



### CONTRACTOR SPV 3'N1 H

464962

|                      | SELF PROPELLED   | CUT, CATCH, MULCH, REAR DISCHARGE |
|----------------------|--|-----------------------------------|
| <b>ENGINE</b>        | Powered by Honda 163cc OHV Series GXV160 engine  |                                   |
| <b>BUILD</b>         | <ul style="list-style-type: none"> <li>• 21" deep draw 14 gauge heavy duty steel chassis</li> <li>• Masport Bar Blade - One piece bar blade for efficient cutting and catching</li> <li>• Cast Aluminium Front 8" and Rear 9¼"</li> </ul>  |                                   |
| <b>HANDLE SYSTEM</b> | <ul style="list-style-type: none"> <li>• Comfortable and sturdy upturned upper handle with PVC grip, large diameter and heavier gauge</li> <li>• Robust lower handle with additional bracing for extra durability</li> <li>• 3 position handle locking system for different height settings</li> </ul> |                                   |
| <b>FEATURES</b>      | <ul style="list-style-type: none"> <li>• Zone Start - comfortable starting position</li> </ul>   |                                   |



### CONTRACTOR ST S19 3'N1 B&S

478739

|                      | PUSH  | CUT, CATCH, MULCH, REAR DISCHARGE |
|----------------------|---|-----------------------------------|
| <b>ENGINE</b>        | Powered by Briggs & Stratton 190cc OHV Series 850 Commercial IC ReadyStart™ engine  |                                   |
| <b>BUILD</b>         | <ul style="list-style-type: none"> <li>• 19" deep draw 16 gauge heavy duty steel chassis</li> <li>• Masport Bar Blade - One piece bar blade for efficient cutting and catching</li> <li>• Cast Aluminium Front 8" and Rear 8"</li> </ul>  |                                   |
| <b>HANDLE SYSTEM</b> | <ul style="list-style-type: none"> <li>• Comfortable and sturdy upturned upper handle with soft grip, large diameter and heavier gauge</li> <li>• Robust lower handle with additional bracing for extra durability</li> <li>• 3 position handle locking system for different height settings</li> </ul> |                                   |
| <b>FEATURES</b>      | <ul style="list-style-type: none"> <li>• Zone Start - comfortable starting position</li> </ul>  |                                   |

## OUTDOOR - POWER EQUIPMENT



Optional extras:



### HOME GARDENER TILLER

450907

#### ABOUT

For over 20 years gardeners enjoyed the lightweight versatility of the Masport Home Gardener tiller. It has been rebuilt to the original specifications so that a new generation of gardeners can enjoy the pleasure of backyard flower and vegetable growing.

#### FEATURES

- 127cc Briggs & Stratton 3½ HP IC horizontal shaft engine
- Sturdy shaft drive with worm gearbox transmission
- Lightweight 81 lbs, this allows for easy handling and storage
- 17" tilling width standard
- 11" tilling width without outside tines
- Simple controls and rugged construction
- Garden aerator, lawn edger and cleaning brush accessories available as optional extras



Optional Chipper side chute  
(Part No. 436937)



Optional grate  
(Part No. 929304)



### CHIPPER SHREDDER

The Masport garden shredder is ideal for the successful recycling of organic garden waste. It operates in two ways:

#### ABOUT

Shredding - Utilizes a horizontal flail arrangement with a total of 9 flail blades, reducing garden foliage to a fine mulch

Chipping - Breaks down thicker branches up to 2" creating a fine mulch that is perfect for composting.

#### ENGINE

There are 4 engine options available:  
B&S 163cc 5HP IC | Honda GX 160cc 5.5HP  
B&S 205cc 6HP IC | Honda GC 160cc 5HP

#### FEATURES

- Reduces material to at least 20% of its original volume
- Weeds are reduced to a fine mulch so they can't re-grow
- Branches up to 2" can be fed through the side chipper tube
- Larger branches up to 2½" can be fed through the optional chipper side chute, if fitted
- Choice of two grates. Standard model for fine mulch, the other (an optional extra) is designed to avoid clogging with damp leaves and foliage

### 8 TONNE LOG SPLITTER

453003



### PETROL EDGER

450913

#### ABOUT

This machine is ideal for the manicured straight edged lawn finish. The Masport petrol edger helps you achieve neat and tidy lawn and path edges with ease. With double front wheels and a wide stance design the edger is very stable, making it easy to use and allowing the operator to be more precise with their edging.

#### FEATURES

- Briggs & Stratton 127cc 3½ HP horizontal shaft IC engine
- 9½" Bar blade
- Ten position height control
- Vertical cutting range: 1½" above ground to 2½" below ground
- 6" front and 8" rear ball bearing wheels
- Fold down handles
- Weight: 62 lbs



#### ABOUT

The new Masport log splitter is fast and efficient, utilising the latest in kinetic technology. The electric motor spins twin 9kg (19.8lb) flywheels at 450rpm which store the kinetic energy generated, then release it in a rapid burst of energy through a rack and pinion system once the operator engages the levers. This pushes the log in an extremely fast motion onto the splitting wedge, quickly splitting it in less than 2 seconds, before quickly resetting, ready to split the next log. This is considerably faster when compared to a traditional hydraulic log splitter which may have a 12 second or longer cycle time, making the Masport Kinetic log splitter at least 6 times more productive, giving you more time to enjoy other interests.

#### FEATURES

- 2000W, 110V motor
- Simple to operate and maintain
- Electric power means less noise and no fumes
- Can also be used indoors or in covered areas
- 350mm (13.75") max log diameter
- 520mm (20.5") max log length
- The ram return is spring loaded making resetting for the next log fast and easy
- Splits most logs in less than 2 seconds
- Rugged wide-stance design provides stability
- Wheels for portability
- Two-handed operation - keeps operator away from moving parts
- 2 Year Warranty



**Masport products are covered by the following:**

**Patents:** 330634, 722518, 570911, 200980133144.1, 2009286194, 09810280.9, 13/061268, 589942/590235, 605098, 605114, 13/515,556, 13/718323, 11827796.1, 12163566.8, 2011342829, 201180067436.7.

**Design registrations:** 304805, 405399, 407916, 314267, 000660071-0004, 407917, 314266, 000660071-0005, 411355, 324991, 001100382-0001, 411354, 324984, 001100382-0002, 417631, 349762, 201330438821.X, 418171, 355781, 201412519, 201430097507.4, 158379, 405400, 407914, 313974, 000660071-0002, 407915, 314144, 000660071-0003, 407913, 313973, 000660071-0001, 411353, 325553, 001100382-0003, 414788, 339495, 001297451-0001, 414789, 339496, 001297451-0002, 414790, 339497, 001297451-0003, 414791, 339498, 001297451-0004, 414792, 339499, 001297451-0005, 001364855-0001, 001365761-0002, 001365761-0001.

**Masport Limited**

P O Box 14-349, Panmure  
Auckland 1741, New Zealand  
email: sales@masport.co.nz  
web: www.masport.com



*Manufactured by Masport, distributed by:*